

60 x 120 cm

SCS[®] SINTERED
COMPACT
SURFACE


Simpolo[®]
ceramics

ALTAGLOSS

COLLECTION



COLLECTION YEAR - 2022




WONDERFULLY
VERSATILE SHADES
AND GLOSSY SHINE
SO EXCELLENT THAT
MAKES EVERY
TOUCH INVITING.

Designed exclusively for
'SPACERA' and 'LUMIERA' dealers' segments

ALTAGLOSS
INSPIRATION

**THE PERFECT
BALANCE OF SHADES
AND SHINE THAT
ENLIVENS A PLACE
WITH AN
EXTRAVAGANT
APPEAL.**



CHARACTERIZE
EVERY ROOM
WITH THE
BRILLIANCE THAT
IS IN LINE WITH
THE LATEST
TRENDS IN THE
WORLD OF
INTERIOR DESIGN.



ALTAGLOSS INNOVATION

'Sintered Compact Surface' (SCS) is a result of extensive and innovative research. This wonderful product has all the strength and aesthetics desired from stone, marble, granite, wood, concrete or metal.

SCS is made with high pressure and it is sintered by heating treatment so that it has defect-free minimum waviness. It is far more superior and gives a high definition and color intensity compare to the traditional PGVT.






Designs
30

Size
60x120cm

Surface
High Gloss


Thickness
8.5mm 




Amazonite
Rust



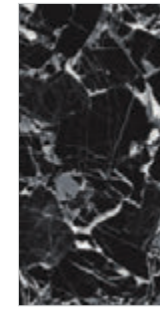
Amazonite



Azuro
River



Rosso
River



Black
Moon



Cast
Rust



Cast
Mint




Cast
Navy



Dalim
Mint




Pietra
Noir



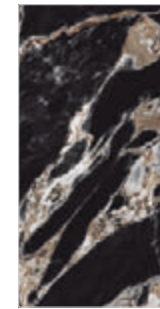
Deep
Emperador



Aliot
Blue



Estrader
Nero



Castor



Onyx
Viola



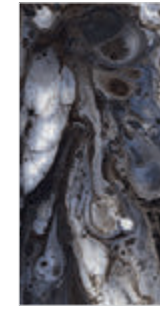
Onyx
Olive



Onyx
Oro




Fluid
Brown



Fluid
Purple



Fluid
Lava




Fluid
Melange




Onyx
Sky



Marmo
Opera




Midnight
Wind



Tiaki
Green



Pietra
Ash




Quartz
Gold



Vega
Brown



Marmo
Silk



Golden
Brown



| Wall & Floor
AMAZONITE RUST

ALTAGLOSS
COLLECTION




AMAZONITE RUST

Scan for Virtual
360°



AMAZONITE RUST




Available Colors

Scan for Virtual
360°



AMAZONITE



I Size
60x120cm

I Surface
High Gloss

I Random
5

I Thickness
8.5mm


ALTAGLOSS
COLLECTION

Simpolo Ceramics




AZURO RIVER

Scan for Virtual
360°




AZURO RIVER



Available Colors

Scan for Virtual
360°



ROSSO RIVER



| Size
60x120cm

| Surface
High Gloss

| Random
8

| Thickness
8.5mm

ALTAGLOSS
COLLECTION

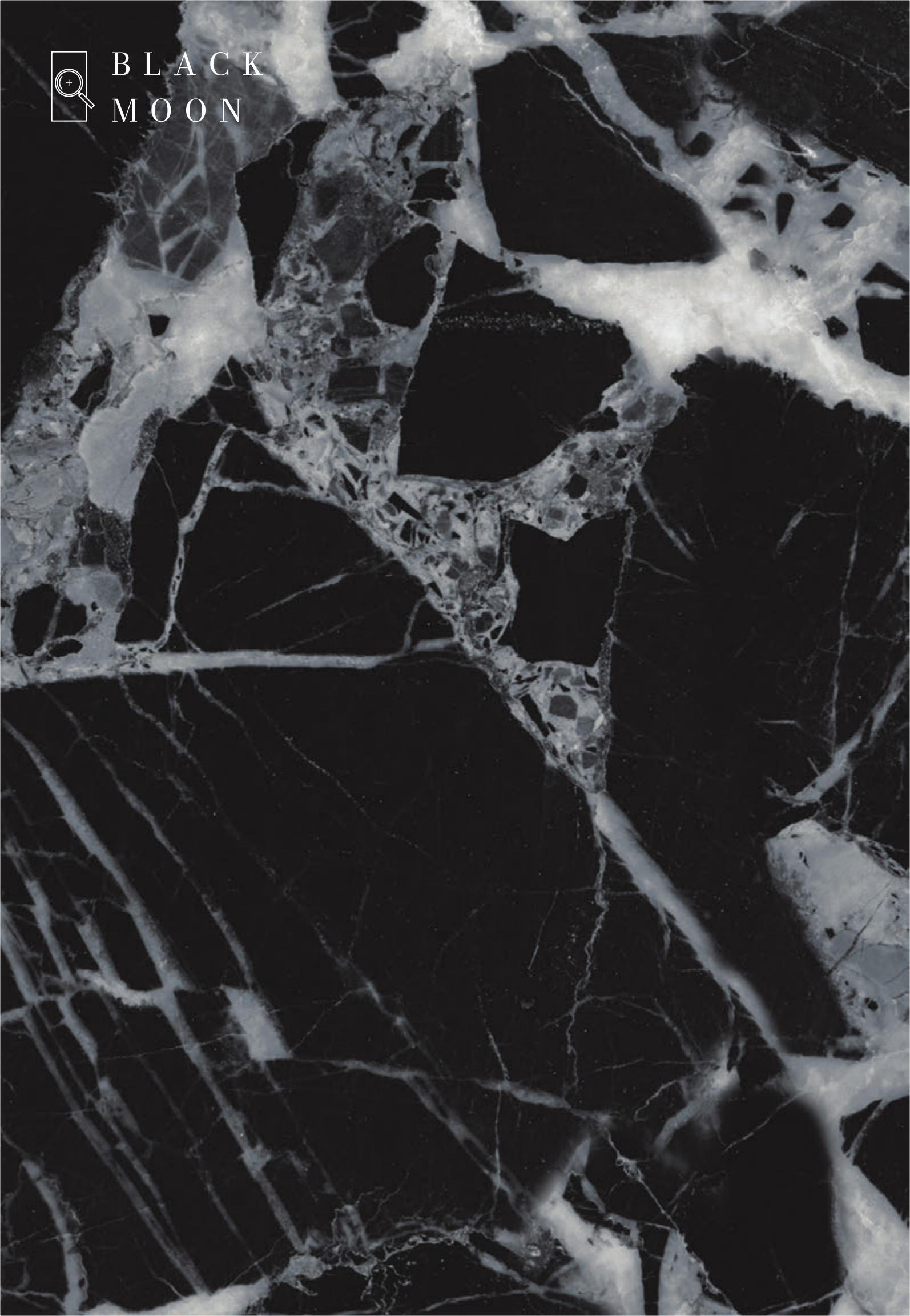
Simpolo Ceramics




I Wall & Floor
BLACK MOON

ALTAGLOSS
COLLECTION

BLACK
MOON

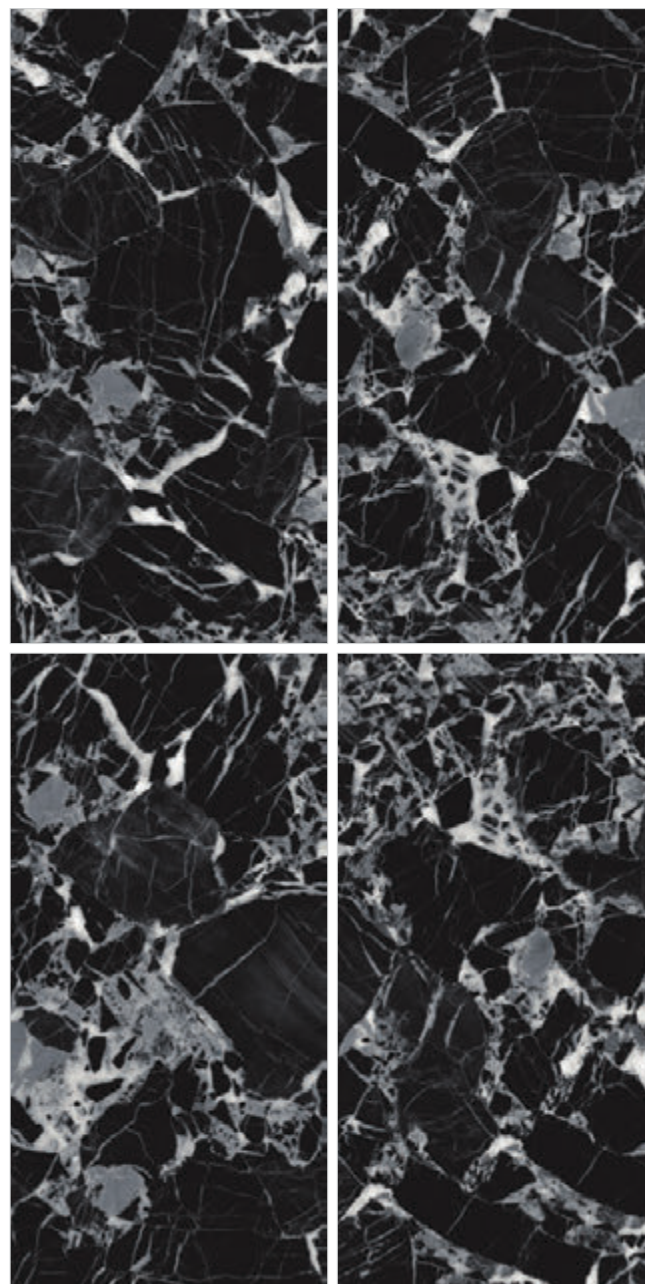


BLACK MOON



Scan for Virtual

360°



| Size
60x120cm

| Surface
High Gloss

| Random
4


| Thickness
8.5mm

ALTAGLOSS
COLLECTION



ALTAGLOSS
COLLECTION


| Wall & Floor
CAST RUST




CAST RUST



Available Colors



CAST MINT



I Size
60x120cm

I Surface
High Gloss


I Random
6

I Thickness
8.5mm




Floor
CAST NAVY

Scan for Virtual
360°



CAST NAVY




I Size
60x120cm


I Surface
High Gloss

I Random
6

I Thickness
8.5mm



DALIM MINT



| Size 60x120cm | Surface High Gloss | Random 6 | Thickness 8.5mm




| Wall
DALIM MINT






PIETRA
NOIR

Scan for Virtual
360°



PIETRA NOIR



| Size
60x120cm

| Surface
High Gloss

| Random
6

| Thickness
8.5mm

ALTAGLOSS
COLLECTION


Simpolo Ceramics




I Floor
DEEP EMPERADOR

DEEP EMPERADOR

Scan for Virtual
360°



DEEP EMPERADOR



| Size
60x120cm

| Surface
High Gloss

| Random
6

| Thickness
8.5mm


ALTAGLOSS
COLLECTION

Simpolo Ceramics



| Wall & Floor
ALLOT BLUE

ALLOT BLUE




- | Size 60x120cm
- | Surface High Gloss
- | Random 6
- | Thickness 8.5mm

ALTAGLOSS
COLLECTION




ESTRADER NERO

Scan for Virtual
360°



ESTRADER NERO



Size	Surface	Random	Thickness
60x120cm	High Gloss	4	8.5mm



| Floor
ESTRADER NERO

ALTAGLOSS
COLLECTION




I Wall
CASTOR




CASTOR


Scan for Virtual
360°



CASTOR



Size	Surface	Random	Thickness
60x120cm	High Gloss	6	8.5mm



ALTAGLOSS
COLLECTION

Simpolo Ceramics



I Wall
ONYX VIOLA

ONYX
VIOLA



Scan for Virtual
360°



ONYX VIOLA




Available Colors

Scan for Virtual
360°



ONYX OLIVE



I Size 60x120cm | I Surface High Gloss | I Random 8 | I Thickness 8.5mm


ALTAGLOSS
COLLECTION

Simpolo Ceramics




I Floor
ONYX ORO

Scan for Virtual
360°



ONYX ORO



| Size
60x120cm

| Surface
High Gloss

| Random
8


| Thickness
8.5mm



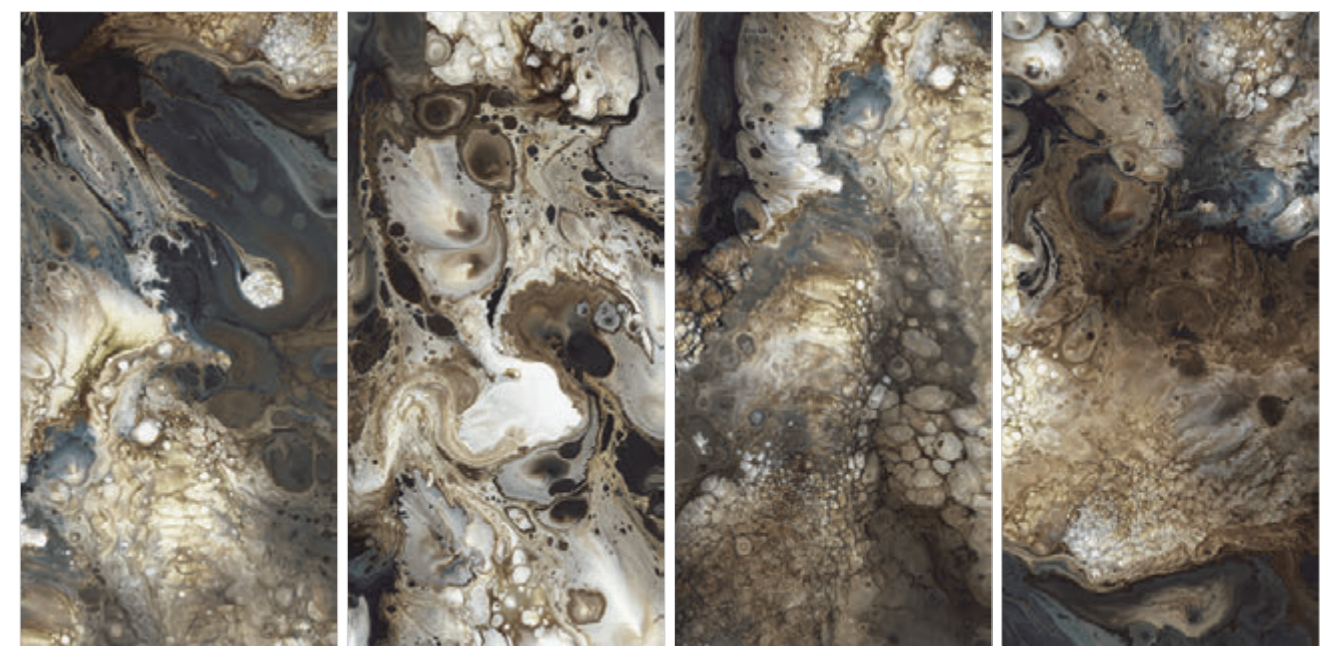
I Wall
FLUID BROWN

FLUID
BROWN

Scan for Virtual
360°



FLUID BROWN



Available Colors

Scan for Virtual
360°



FLUID PURPLE



- | Size 60x120cm
- | Surface High Gloss
- | Random 8
- | Thickness 8.5mm

ALTAGLOSS
COLLECTION

Simpolo Ceramics




I Wall
FLUID MELANGE


FLUID
LAVA



Scan for Virtual
360°




FLUID LAVA



Available Colors

Scan for Virtual
360°



FLUID MELANGE



| Size
60x120cm

| Surface
High Gloss

| Random
8

| Thickness
8.5mm


ALTAGLOSS
COLLECTION

Simpolo Ceramics



I Wall & Floor
ONYX SKY

Scan for Virtual
360°



ONYX SKY



I Size
 60x120cm

I Surface
 High Gloss

I Random
 4

I Thickness
 8.5mm


ALTAGLOSS
 COLLECTION

Simpolo Ceramics




MARMO OPERA

Scan for Virtual
360°



MARMO OPERA



| Size
60x120cm

| Surface
High Gloss

| Random
4

| Thickness
8.5mm



ALTAGLOSS
COLLECTION

Simpolo Ceramics




MIDNIGHT WIND




1 Floor
MIDNIGHT WIND

Scan for Virtual
360°



MIDNIGHT WIND



| Size
60x120cm

| Surface
High Gloss

| Random
8

| Thickness
8.5mm

ALTAGLOSS
COLLECTION

Simpolo Ceramics




| Wall & Floor
TIAKI GREEN


ALTAGLOSS
COLLECTION

TI AKI
GREEN

Scan for Virtual
360°



TI AKI GREEN



| Size
60x120cm

| Surface
High Gloss

| Random
6

| Thickness
8.5mm



ALTAGLOSS
COLLECTION


Simpolo Ceramics



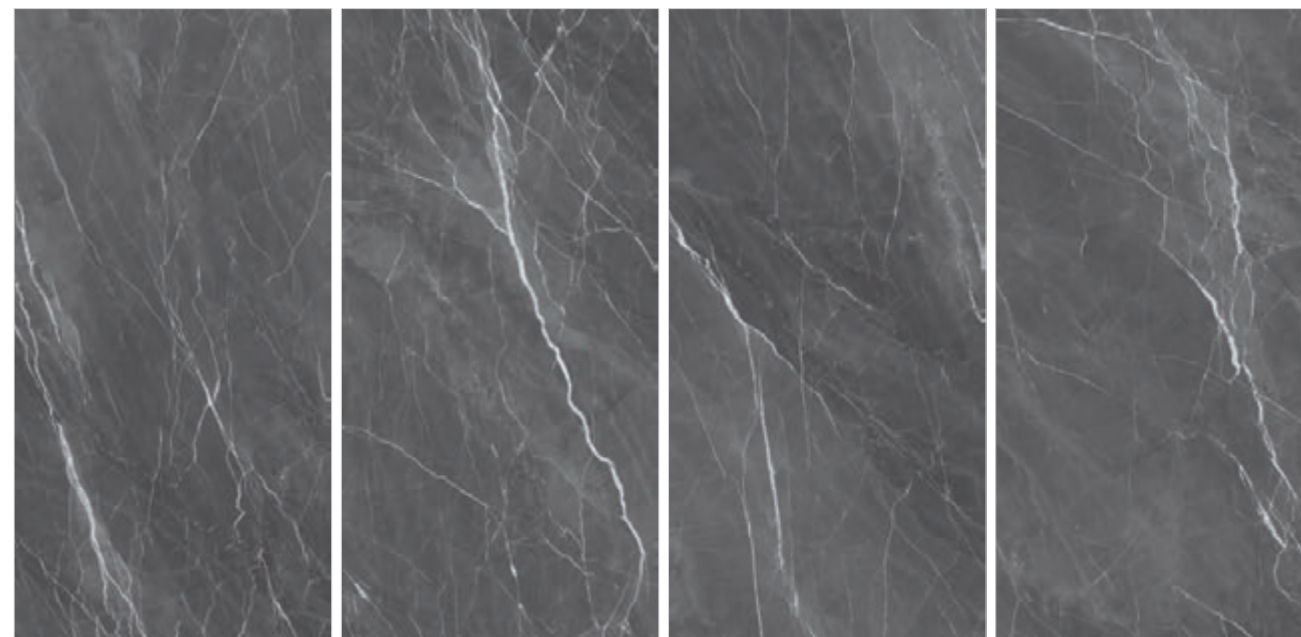
I Floor
PIETRA ASH

ALTAGLOSS
COLLECTION

Scan for Virtual



PIETRA ASH



| Size
60x120cm

| Surface
High Gloss


| Random
4

| Thickness
8.5mm






QUARTZ GOLD




| Floor
QUARTZ GOLD

Scan for Virtual
360°



QUARTZ GOLD



| Size
60x120cm

| Surface
High Gloss

| Random
6

| Thickness
8.5mm

ALTAGLOSS
COLLECTION

Simpolo Ceramics




| Wall
VEGA BROWN

VEGA
BROWN

Scan for Virtual
360°



VEGA BROWN



| Size 60x120cm | Surface High Gloss | Random 6 | Thickness 8.5mm


ALTAGLOSS
COLLECTION

Simpolo Ceramics




I Wall
MARMO SILK


MARMO
SILK



MARMO SILK



Scan for Virtual
360°



| Size 60x120cm | Surface High Gloss | Random 4 | Thickness 8.5mm

ALTAGLOSS
COLLECTION


Simpolo Ceramics




I Floor
GOLDEN BROWN





GOLDEN
BROWN



GOLDEN BROWN



Scan for Virtual
360°



| Size 60x120cm | Surface High Gloss | Random 4 | Thickness 8.5mm

ALTAGLOSS
COLLECTION

Simpolo Ceramics

COMMONLY AFFECTED STAINS GUIDANCE

For highly aggressive cleaning caused by some common food and substances, follow the table below.

SR. NO.	SUBSTANCES	NANO TREATED SURFACE	REGULAR SURFACE
A. DOMESTIC AREA			
1	GREEN VEGETABLE STAIN	WET COTTON CLOTH	MILD DETERGENT
2	FRUIT STAIN	WET COTTON CLOTH	MILD DETERGENT
3	DAL-SAMBHAR	WET COTTON CLOTH	CITRIC ACID/NIMBU
4	CURRY	WET COTTON CLOTH	CITRIC ACID/NIMBU
5	TOMATO SAUCE	WET COTTON CLOTH	CITRIC ACID/NIMBU
6	SOYA SAUCE	WET COTTON CLOTH	MILD DETERGENT/CITRIC ACID/NIMBU
7	EDIBLE OIL	WET COTTON CLOTH	BAKING SODA/MILD DETERGENT/ACETONE#/TURPENTINE#
8	SINDUR OIL MIX	WET COTTON CLOTH	BAKING SODA/MILD DETERGENT/ACETONE#/TURPENTINE#
9	GHEE	WET COTTON CLOTH	BAKING SODA/MILD DETERGENT/ACETONE#/TURPENTINE#
10	COLD DRINKS	WET COTTON CLOTH	MILD DETERGENT/HOUSEHOLD CLEANER
11	TEA	WET COTTON CLOTH	MILD DETERGENT/HOUSEHOLD CLEANER/STRONG ALKALINE SOLUTION
12	COFFEE	WET COTTON CLOTH	MILD DETERGENT/HOUSEHOLD CLEANER/STRONG ALKALINE SOLUTION
13	WAX	WET COTTON CLOTH	PAINT REMOVER
14	LEAD PENCIL	WET COTTON CLOTH	PLAIN WATER/HYDROCHLORIC ACID
15	SKETCH PEN	WET COTTON CLOTH	HOUSEHOLD DETERGENT
16	NORMAL COLOUR PENCIL	WET COTTON CLOTH	HOUSEHOLD DETERGENT
17	WAX PENCIL	WET COTTON CLOTH	PAINT REMOVER
18	WATER COLOUR	WET COTTON CLOTH	PLAIN WATER
19	MARKER	WET COTTON CLOTH	DILUTE SULPHURIC ACID#/TOLUENE#/XYLENE#
20	NAIL POLISH	NAIL POLISH REMOVER	NAIL POLISH REMOVER
21	SHOE POLISH LIQUID	WET COTTON CLOTH	HOUSEHOLD DETERGENT
22	CHERRY SHOE POLISH	WET COTTON CLOTH	WET COTTON CLOTH
23	HAIR DYE	DILUTE NITRIC ACID	DILUTE NITRIC ACID
24	HAIR MEHENDI	DILUTE HYDROCHLORIC ACID	DILUTE HYDROCHLORIC ACID
25	LIPSTICKS	WET COTTON CLOTH	HYDROGEN PEROXIDE/HOUSEHOLD CLEANER
26	BLUE INK	WET COTTON CLOTH	ACETONE#/TURPENTINE#/TRICHLOROETHYLENE#
27	BLACK INK	WET COTTON CLOTH	ACETONE#/TURPENTINE#/TRICHLOROETHYLENE#
28	HAND MEHENDI	WET COTTON CLOTH	DILUTE HYDROCHLORIC ACID
29	TURMERIC	WET COTTON CLOTH	MILD DETERGENT
30	GLUE	WET COTTON CLOTH	ACETONE#/TURPENTINE#
31	UJALA	WET COTTON CLOTH	ACETONE#/TURPENTINE#/TRICHLOROETHYLENE#
32	TOMATO KETCHUP	WET COTTON CLOTH	CITRIC ACID/NIMBU
33	OLIVE OIL	WET COTTON CLOTH	BAKING SODA/MILD DETERGENT/ACETONE#/TURPENTINE#
34	MUSTARD OIL	WET COTTON CLOTH	BAKING SODA/MILD DETERGENT/ACETONE#/TURPENTINE#
B. HOTEL/FAST FOOD/CAFÉ HOUSE ETC			
1	DAL	WET COTTON CLOTH	CITRIC ACID/NIMBU
2	CURRY	WET COTTON CLOTH	CITRIC ACID/NIMBU
3	TURMERIC	WET COTTON CLOTH	MILD DETERGENT
4	CHILLI	WET COTTON CLOTH	MILD DETERGENT
5	EDIBLE OIL	WET COTTON CLOTH	BAKING SODA/MILD DETERGENT/ACETONE#/TURPENTINE#
6	PICKLE	WET COTTON CLOTH	CITRIC ACID/NIMBU
7	TOMATO SAUCE	WET COTTON CLOTH	CITRIC ACID/NIMBU
8	CHILLI SAUCE	WET COTTON CLOTH	BAKING SODA/MILD DETERGENT
9	SOYA SAUCE	WET COTTON CLOTH	MILD DETERGENT/CITRIC ACID/NIMBU
10	COLD DRINKS	WET COTTON CLOTH	MILD DETERGENT
11	FRUIT STAIN	WET COTTON CLOTH	MILD DETERGENT
12	WINE/ALCOHOL	WET COTTON CLOTH	MILD DETERGENT
13	TEA	WET COTTON CLOTH	MILD DETERGENT/HOUSEHOLD CLEANER
14	COFFEE	WET COTTON CLOTH	MILD DETERGENT/HOUSEHOLD CLEANER
15	ICE CREAM	WET COTTON CLOTH	MILD DETERGENT/HOUSEHOLD CLEANER
16	CIGARETTE END	WET COTTON CLOTH	HYDROCHLORIC ACID

SR. NO.	SUBSTANCES	NANO TREATED SURFACE	REGULAR SURFACE
A. DOMESTIC AREA			
1	PAINT	WET COTTON CLOTH	PAINT REMOVER/METHYLE ETHYL KETONE#/TOLUENE#
2	EPOXY/RESIN	WET COTTON CLOTH	TRICHLOROETHYLENE#/DICHLORO METHANE#
3	GLUE	WET COTTON CLOTH	ACETONE#/TURPENTINE#
4	RUST	WET COTTON CLOTH	HYDROCHLORIC ACID
5	TAR	WET COTTON CLOTH	TRICHLOROETHYLENE#/METHYLE ETHYL KETONE#
6	TYRE MARK	WET COTTON CLOTH	METHYLE ETHYL KETONE#
7	CEMENT	WET COTTON CLOTH	HYDROCHLORIC ACID
8	BLOOD	WET COTTON CLOTH	DILUTE NITRIC ACID
9	GREASE	WET COTTON CLOTH	DETERGENT
10	MOBIL OIL	WET COTTON CLOTH	DETERGENT
11	METHYLNE BLUE	WET COTTON CLOTH	PHOSPHORIC ACID#/HYDROCHLORIC ACID
12	IODINE	WET COTTON CLOTH	HYDROCHLORIC ACID
13	RED AGENT	WET COTTON CLOTH	WET COTTON CLOTH
14	GREEN AGENT	WET COTTON CLOTH	WET COTTON CLOTH
15	POTASSIUM PARMANGANET	WET COTTON CLOTH	HYDROCHLORIC ACID
16	VARNISH	WET COTTON CLOTH	ACETONE#/TURPENTINE#



SINTERING TECHNOLOGY

The latest Sintering Technology is capable of reaching very high temperatures of up to 1225°C and above. Therefore the technical characteristics of ceramics are strengthened and amplified. The resultant product has high strength with a certain amount of elastic flexibility.



IMPACT RESISTANCE

This material has incredible strength. The MOR is 40N/mm² (granite is 13.8N/mm²), breaking strength 2000N (at least 30% to 40% better than granite) and impact resistance of 0.55.



ZERO WATER ABSORPTION (< 0.06%)

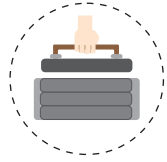
The sintering at exceptionally high temperatures renders the product resistant to scratching, staining and fading because of its near zero water absorption (< 0.06%) whereas in case of granite, it is 0.15%.



STAIN RESISTANT

Low porosity makes these sintered surfaces impervious to harsh chemicals like bleach, hydrochloric acid and other cleaning agents. Sintered slabs are able to withstand extreme heat and can be spray painted with no irreversible damage to the material.

INSTALLATION PROCESS FOR SIMPOLO



HANDLING

- To prevent breakage, we recommended to keep all Large Format Tiles in their original packaging during handling.
- Tiles measuring 60x120cm or less can be handled by hand.
- To handle Large Format Tiles, we recommend to use lifting tools with a sufficient load capacity.
- The use of forklift is recommended; however, it has to be equipped with following fork details:

- Minimum length of 12 m if the crates are handled resting on the long side.
- Minimum length of 2.1 m if the crates are handled resting on the short side.
- It is recommended that you handle the Frame individually.



CUTTING

- When cutting Large Format Tiles, we recommend to use professional dry cutters. Using other tools may lead to uneven cuts or breakage of the material.

It is recommended to check the cutter blade before any cut. A damaged blade increases the risk of damage.



BLACKGROUND / BASE / SCREED

- Prepare a screed with a perfectly flat, dry, compact, dust-free surface, with no cracks or other visible damage. The ideal height difference should be no more than 3 mm, measured using a 2 m spirit level.
- In case of slightly cracked or non-solid screed, it is recommended to use as crack preventing mat between substrate & slab. Screed should have suitable

hardness and mechanical resistance to stresses due to the final uses. It should be prepared using perimeter bands & all structural expansion joints as necessary.

- It should be according to BS 8204-1-2003 or DIN 18560 standards.



LAYING WITH ADHESIVES

- We recommend laying with this technique, which should be carried out by suitably qualified workers with appropriate equipment.
- While choosing the adhesive, we recommend you to bear in mind the following: type of Large Format Tiles (group to which they belong and size), type of surface to be tiled and intended use of room.
- Adhesive should be applied on the floor as well as on backside of tiles with 3-4 mm thickness.
- To make corrections, we recommend you to check the material before the adhesive dries.
- Adhesive will vary depending on the surface so follow manufacturer recommendation. Cementitious Adhesive (C2 Category - C2TES1) is recommended.
- Apply the adhesive onto the back of the slab with a 3 mm trowel and should be well distributed on corners & edges.

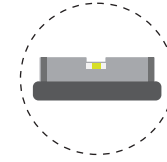
- It must be spread over in one direction only. Ideally it should be spread towards shortest direction of the tile.
- Spread the adhesive for one tile (pc) onto the floor substrate using a 15mm U-notch or a 10mm V-notch trowel and following the same direction as previously applied to the back of the slab. Adhesive should have 100% contact with tiles/substrate to avoid hollow sounding.
- It is recommended to start from the centre of the slabs and then move towards the edges.
- Tap the slab with a rubber mallet for a complete fixing ensuring the air is expelled.
- It is recommended to handle slabs with appropriate equipment.



JOINTS

- Deciding where to position the joints is also a part of the work which should be entrusted to qualified workers.
- The joints must be positioned:
- On structural connections (structural joints)
- Between the wall and the floor (perimeter joints)
- Between one tile and another (laying joints or gaps)
- Between tiles and other materials (e.g. pairings between ceramic, linoleum, or wood).

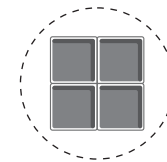
- A 2 mm joint spacer is suggested for all sizes.
- For Large Format Tiles, a 2 mm joint is strongly recommended, as well as proper positioning of spacers on floor sides.
- With help of 2 mm spacer & thanks to a 0.8 caliber (meaning that a 120x240cm minimal size actually measures 1198x2398mm), different sized tiles can be used within a single floor pattern, while still achieving perfect laying.



USE OF TILE LEVELLING SYSTEM DURING THE INSTALLATION

- For optimum surface performances, it is strongly recommended to use a tile levelling system.

- This solution also acts as a spacer for joints, thus contributing to make the installation more accurate.



GROUTING

- We recommend you to use grout with the same colour as the product.
- We recommend you to wait for the adhesive to dry completely before grouting the joints.
- We also advise you to ensure there is no adhesive or dust in the joints.
- Apply the grout using rubber trowel.
- Both cement & epoxy grout can be used. It is not recommended to use grouting with coloured pigments in contrast with colour of tiles.
- We recommend you to grout no more than 4-5 square metres of tiling at a time. This applies in particular when laying textured, non-slip and polished tiles.

- You are advised to remove all excess grout from the tile surface while the grout is still wet, working in diagonal movements. This applies in particular to tiles laid in outdoor areas.
- Use a damp sponge and perfectly clean water to thoroughly clean the entire tiled surface and the joints.
- We then recommend that you dry the surface with a damp cloth.
- Considering how quickly epoxy grouts set, if these are used, we recommend you to clean the excess grout immediately with a sponge and plenty of water.
- On the day after grouting, you should give the laid tiles a second cleaning with alkaline detergents.



CLEANING AFTER LAYING

- Thorough initial cleaning is essential to ensure the tiles a long-lasting appearance over time. It should not be carried out until at least 4 to 5 days after laying and grouting but no later than 10 days afterwards.
- For washing, we advise you to use an acid-based product, diluted according to the instructions provided by the manufacturer. However, we advise against the use of products containing hydrofluoric acid or derivatives thereof.
- It is a good idea to use a piece of unlaid tile, or a hidden part of the laid tiles, to check the resistance of the ceramic surface to the acid. This applies in particular when laying honed or polished tiles.

- When you start washing, it is worthwhile soaking the tiled surface first of all, focusing in particular on the joints. The acid solution must be left to work for no more than two minutes and must never be left to dry.
- To remove the acid solution, one of the following methods should be used: single-brush machine equipped with a non-abrasive disc, a wet vacuum, or washing by hand. After removing the solution, we recommend you rinse the tiled surface thoroughly.
- In the event that machines are used, we suggest that you finish off the job by hand in the harder to reach spots, such as the corners of the walls.



ORDINARY CLEANING AND CARE OF SURFACES

- For ordinary cleaning, simply wash with warm water and cloths and/or soft sponges. If necessary, neutral detergents can also be used. If you have non-neutral detergents, remember to test their effects on a piece of an unlaid tile or on a hidden part of the tiled surface.
- Abrasive cleaners should not be used on glossy and/or polished tiles; this kind of detergent can be used on tiles with matt surfaces though: in the event, you should still test the effects on a piece of an unlaid tile or on a hidden part of the tiled surface.
- We also advise against the use of soaps, waxes, or rinse aids.

- To remove traces of grease or oil on the surfaces, we suggest you use detergents with organic or alkaline solvents (pH < 9), rinsing properly at the end.
- In large areas, appropriate industrial washer-dryers can be used, taking care to finish off drying by hand where necessary.
- Abrasive tools (such as metal pads or rigid brushes) should not be used on tiled surfaces.
- After installation of the floor, it should be properly covered with suitable material in order to prevent tiles from damage or scratches because of on-site processing. It is also important not to drag heavy objects across the surface to avoid scratches.

TECHNICAL DETAIL

CHARACTERISTIC	STANDARD AS PER ISO13006:2018/ EN14411 Gr.BIa	STANDARD AS PER IS 15622:2017 Gr.BIa	METHOD OF TESTING	MEAN VALUE OF SIMPOLO
Regulatory Properties				
Deviation in Length and Width	±0.30 % (±1.00 mm)	±0.10 %	ISO 10545-2/IS 13630-1	± 0.10 %
Deviation in Thickness	±5.0 % (± 0.50 mm)	±5.0 %	ISO 10545-2/IS 13630-1	± 5.0 %
Straightness in Side	±0.30 % (± 0.80 mm)	±0.10 %	ISO 10545-2/IS 13630-1	± 0.10 %
Rectangularity	±0.30 % (±1.50 mm)	±0.10%	ISO 10545-2/IS 13630-1	± 0.10 %
Surface Flatness Central Curvature	±0.40 % (± 1.80 mm)	±0.50 %	ISO 10545-2/IS 13630-1	± 0.20 %
Surface Flatness Edge Curvature	±0.40 % (± 1.80 mm)	±0.50 %	ISO 10545-2/IS 13630-1	± 0.20 %
Surface Flatness Warpage	±0.40 % (± 1.80 mm)	±0.50 %	ISO 10545-2/IS 13630-1	± 0.10 %
Surface Quality	>95% defects free	>95% defects free	ISO 10545-2/IS 13630-1	>95% defects free
Small Color Difference (For Plain Colour)	ΔE <1.00	N.A.	ISO 10545-16	ΔE <0.80
Glossiness (Polished)	As per Manufacturer	As per Manufacturer	Gloss Meter 60°	≥ 90
Structural Properties				
Water Absorption	≤0.50 %	≤0.080 %	ISO 10545-3/IS 13630-2	≤0.080 %
Bulk Density	As per Manufacturer	Min 2.20 g/cc	ISO 10545-3/IS 13630-2	> 2.28 gm/cc
Massive Mechanical Properties				
Modulus of Rupture	Min. 35.0 N/mm ²	Min. 35.0 N/mm ²	ISO 10545-4/IS 13630-6	Min. 37.0 N/mm ²
Breaking Strength Thickness ≥7.5 mm	Min 1300.0 N	Min 1300.0 N	ISO 10545-4/IS 13630-6	Min 1500.0 N
Surface Mechanical Properties				
MOH'S Hardness #	As per Manufacturer	Min. 5	BS EN 15771/IS 13630-13	Polished Min 4**
Surface Abrasion Resistance #	As per Manufacturer	Min. Class II	ISO 10545-7/IS 13630-11	Polished Min II**
Thermal Hygrometric Properties				
Moisture Expansion	Max 0.06% (0.6 mm/m)	Max 0.02 mm/m	ISO 10545-10/IS 13630-3	Max 0.02 mm/m
Thermal Expansion(COE) at 100°C	As per Manufacturer	Max. 6.0 x 10 ⁻⁶	ISO 10545-8/IS 13630-4	Max. 6.0 x 10 ⁻⁶
Thermal Shock Resistance	Min 10 Cycle	Min 10 Cycle	ISO 10545-9/IS 13630-5	Min 10 Cycle
Impact Resistance(COR) #	Min. 0.55	Min 0.55	ISO 10545-5/IS 13630-14	Min 0.55
Frost Resistance	As per Manufacturer	As per Manufacturer	ISO 10545-12/IS 13630-10	Frost Proof
Crazing Resistance at 7.5 bar	4 Cycle	4 Cycle	ISO 10545-11/IS 13630-9	4 Cycle
Chemical Properties				
Resistance to Staining Glazed	Min. Class 3	Min Class 1	ISO 10545-14/IS 13630-8	Min. Class 4/Min. Class 1
Resistance to Household Chemicals & Swimming Pool Salts Glazed	Min Class GB	Min Class AA	ISO 10545-13/IS 13630-8	Min Class GB/Min Class AA
Resistance to Low Concentrate Acid and Alkalis Glazed	As per Manufacturer	As per Manufacturer	ISO-10545-13/IS 13630-8	Min Class GLB***/ Min Class A***
Resistance to High Concentrate Acid and Alkalis Glazed	As per Manufacturer	As per Manufacturer	ISO-10545-13/IS 13630-7	Min Class GHB***/ Min Class A***
Safety Properties				
Skid Resistance -(DCOF-WET PENDULUM)##	As per Manufacturer	As per Manufacturer	BS 7976-2	Glossy ≥P0
Lead and Cadmium release	As per Manufacturer	N.A.	ISO-10545-15	Does not yield Pb & Cd

* Whichever is Lower

** With nano technology (Polished Vitrified tiles) Depending on Application area (low or high intensity of traffic)

*** Except Hydrofluoric Acid & it's compound

Tiles Intended for use on floor

For Floor tiles,as per customer requirement

PACKING DETAIL

PRODUCT	SIZE	ACTULE SIZE	THICKNESS	TILES / BOX	COVERAGE AREA / BOX
ALTAGLOSS	60x120cm	600x1200mm	8.5mm	3 pcs.	2.16 sq. mtr. 23.25 sq. ft.

SIMPOLO EXPERIENCE CENTER / GALLERY / SHOPEE

<p>GOA (Nuvem)</p> <p>SIMPOLO EXPERIENCE CENTER S. No. 223, Beside kunde Suzuki, Old NH 17, Nuvem Salcate, Goa - 403 604 Mob.: +91 95298 50441</p>	<p>AGRA</p> <p>ARAVALI CERAMICS COMPANY (SIMPOLO GALLERY) NH. 2, Mauja Kuberpur, Near Reliance Petrol Pump, Tehsil Etmadpur, Agra, Mob.: +91 99971 77711</p>	<p>AHMEDABAD</p> <p>SIMPOLO GALLERY First Floor, 103, Sumel - 2, Nr. Gurudwara, S.G. Highway, Bodakdev, Ahmedabad - 54, Mob.: +91 79 40037222</p>
<p>AMRITSAR</p> <p>THE INDIAN MARBIE & GRANITE Shop No. 8 Ranjit Ave E block Market Opp. Chinmayya Mandhir, Punjab - 143 001, Mob.: +91 98552 03533</p>	<p>BANGALORE</p> <p>SIMPOLO GALLERY #79 /1 & 144 /1-9, Kalkere Main Road, Haramavu Village, Bangalore - 560 043. Tele.: +91 80 43007001, 43007002 Mob.: +91 99002 31333</p>	<p>BARODA</p> <p>SIMPOLO MARKETING 29, Dhanlaxmi Complex, Opp. Manglaya Hall, Near Airport Char Rasta, Harni Road, Baroda, Mob.: +91 99749 60603</p>
<p>BHAVNAGAR</p> <p>H. F. INTERIORSS Plote No.36 , "Anjaney", Ground Floor, Beside D.B. Bath , Nr. Kaliyabid Water tank, Opp. Victoriya Park, Bhavnagar. Tele.: +91 278 2560215 / 16 Mob.: +91 99099 93244</p>	<p>BHILWARA</p> <p>HINDUSTAN CERAMIC DISTRIBUTORS Shop No - 12, 13 Surbhi Enclave Opp. Gaytri Mandir Ashram Ajmer Road, Bhilwara. Mob.: +91 98290 40088</p>	<p>BHOPAL</p> <p>SHRI GORAJI MARBLE Plot No 91 - A, Airport Main Road, Near SBI Bank, Bhopal, Mob.: +91 84629 40479, +91 81093 44201</p>
<p>BHUBANESWAR</p> <p>CERAMIC WORLD 602, Rasulgrah, Opp. Kochiloi Market, Cutback Road, Bhubneswar. Mob.: +91 92384 99102</p>	<p>CHANDIGARH (Zirakpur)</p> <p>New Tile World Zirakpur Patiala Road, Zirakpur (Mohali) Mob.: +91 77174 58683</p>	<p>CHENNAI</p> <p>I. K. CLASSIVA 867, Poonamallee High Road, Opp. Kilpauk Police Station, Before Sangam Theatre Kilpauk, Chennai - 600 010, Mob.: +91 98404 61888, +91 99402 52706</p>
<p>CHIKHLI</p> <p>PRUTHVI ENTERPRISE Chikhli Bilimora Road, Chikhli, Dist. Navsari. Tele.: +91 2634 231200 Mob.: +91 98251 79455</p>	<p>COCHIN</p> <p>SIMPOLO GALLERY 33/2380 A-A1, NH Bypass, Vyasaoli Bus Stop, Chakkraparambu, Cochin - 682 032. Mob.: +91 93493 39938</p>	<p>CUTTACK</p> <p>CERAMIC SALES CORPORATION Plot No.1650/2792, Gopalpur, NH - 5, Cutback - 753 001. Mob.: +91 92384 99114</p>
<p>DEHRADUN</p> <p>AARAMBH CERAMICS #241/2, First Floor, GMS Road, Near Ballupur Chowk, Satya Vihar Ballupur, Dehradun, Uttarakhand - 248 006. Mob.: +91 72520 02000</p>	<p>DHULIYA</p> <p>VIRAJ CERAMICS 87/6, Opp. Hotel Sheetal, Parola Road, Balapur, Dhule - 424 001. Mob.: +91 98501 80401</p>	<p>GANDHIDHAM</p> <p>SIMPOLO GALLERY Sec. 1-A, Plot 91, First Floor, Gandhidham, Kutch. Mob.: +91 94267 37808</p>
<p>GORAKHPUR</p> <p>SRIRAM TILES Lahiri Building, Bank Road, Gorakhpur - 273 001 Mob.: +91 94152 12082</p>	<p>HIMMATNAGAR</p> <p>CERAMIC GALLERY Sankalp Complex, Samlaji Highway, Near Collage, Motupura, Himmatnagar, Mob.: +91 99798 93772, +91 99798 75772</p>	<p>HISAR</p> <p>SHRI RAM TILES & SANITARYWARE Preeti Nagar, Balsamand Road, Opp. Nagar Nigam, Hisar (Haryana) Mob.: +91 94162 44559, +91 94666 41718</p>
<p>HUBLI</p> <p>KOLIWAD MARBLE AND GRANITE Near Manickbag Showroom, P.B. Road, Vidhyanager, Hubli. Tele.: +91 836 2372580 / 4252580</p>	<p>HYDERABAD</p> <p>CERAMIC INC. Solanki Plaza, 8-2-293/K/307, Kamalapuri Colony, Opp. Green Bawarchi Hotel, Hyderabad - 500 073. Mob.: +91 93464 64191</p>	<p>HYDERABAD</p> <p>CERAMIC INC. HNO#4/70/37, Adarsh Nagar, Nagole, Secunderabad Mob.: +91 93464 64191</p>
<p>HARYANA</p> <p>GOEL SANITARY AND HARDWARE HOUSE Kath Mandi, Jhajjar Road, Rohtak (Haryana). Mob.: +91 92543 59864, +91 85277 21721</p>	<p>INDORE</p> <p>PARAG Race Course Road, Indore. Fax: +91 731 2547598 Tele.: +91 731 2535659 / 60</p>	<p>JAIPUR</p> <p>SIMPOLO GOLDEN WINGS TILE SQUARE 12, dharam nagar, gopalpura bypass, Jaipur, Rajasthan. Mob.: +91 89555 94647</p>
<p>JAORA</p> <p>SHUBH MARBLE AND GRANITE, 30, Industrail Area, Jaora (M.P.). Mob.: +91 98275 62933</p>	<p>JODHPUR</p> <p>SUN - DEEP TILES E-73, Kalptaru Shopping Center, Shastri Nagar, Jodhpur - 342 001. Mob.: +91 96720 11000</p>	<p>JALANDHAR</p> <p>SIMPOLO GALLERY Near Shaheed Babu Labh Singh Nagar, Jalandhar - 144 001 Mob.: 94170 89000</p>
<p>KAKINADA</p> <p>OME AGENCIES #69-12-29/1, Near Spancer' S, Pithapuram Road, Kakinada - 533 005. Mob.: +91 95533 00022</p>	<p>KALABURAGI</p> <p>SIMPOLO S B Patil Nagar, Chandrakanf Patil School Area, Sedam Main Road, Kalaburagi - 585 105 Mob.: +91 89709 41000</p>	<p>KOLHAPUR</p> <p>CHANDWANI CERAMIC Opp. Hotel Shivtara, Kolhapur Sangli Road Shrioli Plot No.65/6, Shrioli. Mob.: +91 98220 42900</p>
<p>KOLHAPUR</p> <p>HINDUSTAN CERAMICS Laxmi puri, Opp. Adarsha Bhima Vastram, Kolhapur. Mob.: +91 99704 42244</p>	<p>KOLKATA</p> <p>SIMPOLO GALLERY Ground Floor, D.B.52, Salt Lake City, Sector 1, Kolkata - 700 064. Mob.: +91 90733 53728</p>	<p>KOTA</p> <p>AASHIYANA 285 Cm Tower Shopping Center, Kota 324007, Rajasthan Mob.: +91 98299 99937</p>

OUR REPRESENTATIVE

KAITHAL

CHAUDHARY SANITARY & TILES
Cheeka Road, Bye Pass
Kaithal - 136 027
Mob.: 99921 11033

MOHALI

SIMPOLO GALLERY
Plot No- 411,
JLPL Sector 82, Mohali
Mob.: +91 77174 58683

NASHIK

THE CERAMIC STUDIO
Shop No.18, Business Bay,
Shrihari Kute Marg, Tidke Colony,
Mumbai Naka, Nashik - 422 002.
Mob.: +91 88477 88888

NEW DELHI

TECHNO STONE
Khasra No. 12, Fatehpur Beri,
Chattarpur Mandir Road,
Opp. Narayani Devi Charitable Dispnsary &
Canara Bank, New Delhi - 110 074.
Tele.: +91 11 65456660

PALAKKAD

M/S. K A V. SHAIK ROWTHER
31/671 Market Road,
Palakkad - 678 014,
Kerala.
Tele.: +91 491 2502301, 2537771

PANCHKULA

CITY MARBLES
Plot No-126 ,Industrial Area Phase-1
Panchkula - 134 109
Mob.: 94171 71835

RAJKOT

SIMPOLO GALLERY
Govardhan Society, Opp. Hill Burg App.,
Near Golden Super Market,
Vidhyakunj Main Road, Rajkot.
Mob.: +91 78744 74448

SANGLI

VARDHMAN ENTERPRISE
213, Sangli Kolhapur Road,
Opp. Hyundai Showroom, Sangli-Ankali.
Tele.: +91 233 2422022 / 20
Mob.: +91 90110 93588, +91 89830 93588

SIRSA

Deepak Marbles
Suratgari Bazar,
Sirsa.
Mob.: +91 98961 00032

TIRUPUR

NANDHI PIPES
No.39, Vignesh Nagar, Kaikattipudur,
Tirupur Main Road, Avinashi - 641 654.
Tele.: +91 4296 275740
Mob.: +91 94432 83885

TRICHY

AVTHAR CERAMICS
No.1, New Chilan Nagar,
Trichy to Chennai bye pass. Road
Trichy - 2.
Mob.: +91 75400 00186

VELLORE

SIMPOLO GALLERY
1/696, Chennai to Bangalore NH 48,
Near ramani Shankar Mahal,
Arapakkam, Vellore - 632 517.
Mob.: +91 94433 25855

MUMBAI

SIMPOLO GALLERY
Unit No.: 203, 2nd Floor, Morya Land Mark 2,
Near Infinity Mall, Link Road,
Andheri (W), Mumbai - 400 053
Tele.: +91 22 40167131

NAGAUR

WELCOME TILES AND SANITARY
Basni Road, Nagaur - 341 001,
Rajasthan
Mob.: +91 97840 32045, 988758 7715

NEEMUCH (MP)

CAPTAIN TILES CENTER
425, Scheme No. 36-A, Opp. Collector Office,
Neemuch, Madhya Pradesh.
Mob.: +91 98980 60635
Email: captaintiles@yahoo.in

NEW DELHI

TECHNOSTONE
D-12, Rajouri Garden,
Main Ring Road, New Delhi - 110 027
Mob.: +91 98104 24718

PUNE

SRI PARAM MARKETING
Vasant Vastu, Ground Floor,
Near Saubhagya Mangal Karyalay,
Near City International School,
Maharshi Nagar, Pune - 37.
Mob.: +91 90280 11200 / 300

PANIPAT (HARYANA)

SHREE GOPAL MARBLE AND GRANITE
Marble Market,Ugra Kheri,Sanal Road,
Panipat - 132 103, Haryana
Mob.: 98964 15757

RANCHI

PINK CITY MARBLE
Piska More, Ratu Road,
Ranchi - 834 005.
Mob.: +91 94313 51883, +91 94311 70475

SATNA

MAHALAXMI TILES
Gandhi Chowk,
Satna, (M.P.)
Mob.: +91 94247 62988

SURAT

SIMPOLO GALLERY
105-106, 1st Floor, Sapphire Business Hub,
Opp. Green Arcade,
Madhuvan Circle to Green City Road,
L.P. Savani Road, Pal. Adajan, Surat - 395 009
Mob.: +91 99796 18009, Tele.: +91 261 2760787

TIRUPUR

KAILAS TRADERS
4/193(1), Bharathi Nagar,
Veerapapandi (po), Palladam Road,
Tirupur - 641 605.
Mob.: +91 98941 34340

TRIVANDRUM (Kerala)

TARA SANITARY WARES AND TILES
Goodwill Tower, Pattom Plamoodu Road,
Pattom, Trivandrum, Kerala - 695 004.
Mob.: +91 94470 55212

VIRAR

INFINITI CERAMICA PRIVATE LIMITED
210-211, 2nd Floor,
Kingston Court Opp. Old Viva College,
Old Viva College Road, Virar West - 401 303.
Mob.: +91 93204 07010

MIRZAPUR (UP)

SIMPOLO GALLERY
Beltar,Mirzapur - 231 001, (UP)
Mob.: 99195 66556

NAGPUR

NATURAL CERAMIC
Municipal House 3163/a/388,
Hiwari Nagar Layout, Nagpur,
Maharashtra - 440 008.
Mob.: +91 73878 37332, +91 94236 80788

NEPAL

JJ MARBLE HOUSE
G.P.O Box No. 56,
14/389, Tokha Road,
Kathmandu, Nepal.
Tele.: +977 14381218

NOIDA

SIMPOLO VITRIFIED PVT.LTD
H.139, First Floor,
Sector-63 Noida,
Uttar Pradesh - 201 301
Tele.: +91 72270 21894

PUNE

STONE CAPITAL BY BHIKSHU GRANMART LLP
Mula Road, Khadki, Pune,
Maharashtra - 411 003
Mob.: +91 96076 30707

RAIPUR

HOME STYLE & DECOR PVT. LTD.
Beside NH MMI Hospital,
Opp. Maruti Heritage, Dhamtari Road,
Raipur - 492 001 (C.G.)
Mob.: +91 98266 41666

REWA

SANJAY TILES HOUSE
Opp. New Bus stand,
Near uppal, Motors, NH-7,
Rewa - 123 401, Madhya Pradesh
Mob.: +91 98270 76504

SILIGURI

S.S. SANITATION
Mittal Square, 2nd Floor,
Opp. Anandaloke Nursing Home,
Sevoke Road, Siliguri - 734001 (W.B)
Mob.: +91 94340 27755

THRISSUR

CLASSIC SANITARY EMPORIUM
Br. Classic Buildware,
11/ 479-A, Kolothumpady,
Irinjalakuda, Thrissur, Kerala.
Mob.: +91 98472 10693

TRICHY

SHRI RANGA AGENCIES
Shri Ranga Towers,
No. 9, Royal Road,
Cantonment, Trichy.
Tele.: +91 431 2415751

UNA

AGGARWAL HOME SOLUTIONS
Village Bharolian Khurd Opp. P.M.R. Hotel,
Nangal Road, Una - 174 303.
Mob.: +91 98053 01111

AMRITSAR +91 72280 10183
AGRA +91 63535 33560
AHMEDABAD +91 74348 51106
AURANGABAD +91 93268 99024
BHATINDA +91 85951 97548
BANGALORE +91 93411 69424
BARODA +91 95120 33222
BHOPAL +91 93030 23222
BHUBANESWAR +91 90733 53730
BHUJ +91 97252 40551
BIKANER +91 74348 51099
BILASPUR +91 95222 23979
CHANDIGARH +91 99889 44733
CALICUT +91 75750 10747
COCHIN +91 93493 39938
CHENNAI +91 70944 74180
COIMBATORE +91 70944 74183
DELHI (N/W) +91 74348 51091
DELHI (S/E) +91 72530 82929
DEHRADUN +91 75748 62986
GURGAON +91 99533 50368

GUWAHATI +91 74348 51076
GHAZIABAD +91 72270 38862
GWALIOR +91 85179 74222
GOA +91 88304 17335
HIMACHAL +91 74348 51096
HISAR +91 72270 21895
HARYANA +91 93151 11717
HALDWANI +91 93586 66607
HARIDWAR +91 75748 62729
HUBLI +91 93411 69424
INDORE +91 93000 97056
JMMU & KASHMIR +91 72270 21898
JALANDHAR +91 63573 77854
JABALPUR +91 74348 51108
JAIPUR +91 74348 51098
JODHPUR +91 77425 25142
KARNAL +91 75748 62785
KOLKATA +91 90733 53728
KANPUR +91 74348 51095
KANNUR/KASARGO +91 75750 10747
KOTTAYAM +91 93491 17224

KOLAHAPUR +91 93260 08009
LUCKNOW +91 93369 95222
LUDHIANA +91 99888 06328
MANGALORE +91 93411 69424
MORBI +91 97252 40551
MUMBAI +91 93734 64006
NASIK +91 95791 54555
NAGPUR +91 93734 64002
PUNE +91 74348 51112
PATNA +91 63535 33565
ROHTAK +91 72530 92929
RANCHI +91 73600 66903
RAIPUR +91 95222 23980
RAJKOT +91 99980 23910
SURAT +91 99980 23915
SILIGURI +91 90733 53733
TRISSUR +91 80891 91251
TIRUNELVELI +91 70944 74181
UDAIPUR +91 74348 51100
VIJAYAWADA +91 93466 08791
VISAKAPATNAM +91 93966 35554

CUSTOMER CARE: Toll Free: 1800 233 2223 | Cell: +91 72289 22222 | Email: customercare@simpolo.net



Simpolo Vitrified Private Limited

Old Ghuntu Road, MORBI - 363 642. Gujarat, INDIA
Tele.: +91 2822 241622, E-mail: customercare@simpolo.net

MUMBAI

Simpolo Gallery, Unit No.: 203, 2nd Floor, Morya Land Mark 2, Link Road, Andheri (W), Mumbai - 400 053.
Tele.: +91 22 40167131, E-mail: mumbai@simpolo.net

AHMEDABAD

First Floor, 103, Sumel - 2, Near Gurudwara, S. G. Highway, Bodakdev, Ahmedabad - 380 054.
Tele.: +91 79 400 37222, +91 79 400 52220, E-mail: ahmedabad@simpolo.net

DELHI

H-139, First Floor, Sector-63, Noida - 201 301, Uttar Pradesh.
Mob.: +91 93103 90046, E-mail: delhi@simpolo.net

COCHIN

33/2380 A-A1 NH Bypass, Vysali Bus Stop, Chakkaraparambu, Cochin - 682 032.
Mob.: +91 93493 39938, Fax: +91 4844 037118, E-mail: cochin@simpolo.net

KOLKATA

Ground Floor, DB - 52, Salt Lake City, Sector 1, Kolkata - 700 064. (W.B.)
Mob.: +91 90733 53728, E-mail: kolkata@simpolo.net

TILES & SANITARYWARE

www.simpolo.net | Toll Free No.: 1800-233-2223
Mo.: +91 72289 22222