


IMPERO™

COLLECTION



120x278cm-6mm



Simpolo®

Tiles & Bathware

IMPERO
INSPIRATION

TAKING CUES FROM ASYMMETRICAL FORMS OF NATURE

The Impero Collection is an endeavor to replicate the design narrative that resides in nature by blending and amplifying the sensual play of asymmetrical forms and fascinatingly vivid colors.




IMPERO
COLLECTION


Size _____
120x278cm-6mm

**FUNCTIONALLY
FLAWLESS,
AESTHETICALLY
APPEALING.**

'Sintered Compact Surface' (SCS) is a result of extensive and innovative research. This wonderful product has all the strength and aesthetics desired from stone, marble, granite, wood, concrete or metal.

SCS is made with high pressure and it is sintered by heating treatment so that it has defect-free minimum waviness. It is far more superior and gives a high definition and color intensity compare to the traditional PGVT.





PATAGONIYA




STATUARIO REGALIA



STATUARIO ORO



ALPINUS



CARRARA TWIG



CALACATTA ROSE



LAURENT SLATE



PIETRA ROMA



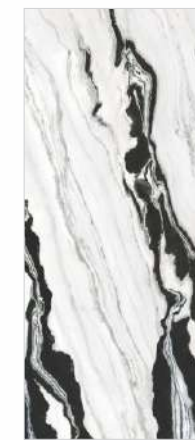
AFYON SLATE



AGATE



MINTANIC WAVE



PEARL PANDA



BLACK BAMBOO



BLACK ANTIQUE



MARQUINA NIGHT



LAURENT MOCHA



PATAGONIYA

Size - 120x278cm
Surface - High Gloss
Thickness - 6mm

PATAGONIYA

Size - 120x278cm
Surface - High Gloss
Thickness - 6mm




PATAGONIYA



120x
278cm
48"x110"

Random - 2
Surface - **High Gloss**
Thickness - **6mm**





STATUARIO REGALIA

Size - 120x278cm
Surface - High Gloss
Thickness - 6mm




STATUARIO REGALIA

Size - 120x278cm
 Surface - High Gloss
 Thickness - 6mm

IMPERO
 COLLECTION

STATUARIO REGALIA



120x
 278cm
 48"x110"

Random - 4
 Surface - **High Gloss**
 Thickness - **6mm**





STATUARIO ORO

Size - 120x278cm
Surface - High Gloss
Thickness - 6mm

IMPERO
COLLECTION

STATUARIO ORO

Size - 120x278cm
Surface - High Gloss
Thickness - 6mm



STATUARIO ORO



120x
278cm
48"x110"

Random - 3
Surface - **High Gloss**
Thickness - **6mm**

Scan for
360° Virtual



Size - 120x278cm
Surface - High Gloss
Thickness - 6mm





ALPINUS

Size - 120x278cm
Surface - High Gloss
Thickness - 6mm

IMPERO
COLLECTION

ALPINUS



Random - 3
Surface - **High Gloss**
Thickness - **6mm**





CARRARA TWIG

Size - 120x278cm
Surface - High Gloss
Thickness - 6mm

CARRARA TWIG

Size - 120x278cm
Surface - High Gloss
Thickness - 6mm



CARRARA TWIG



120x
278cm
48"x110"

Random - 2
Surface - **High Gloss**
Thickness - **6mm**





CALACATTA ROSE

Size - 120x278cm
Surface - High Gloss
Thickness - 6mm




CALACATTA ROSE

Size - 120x278cm
Surface - High Gloss
Thickness - 6mm

IMPERO
COLLECTION

CALACATTA ROSE



120x
278cm
48"x110"

Random - 2
Surface - **High Gloss**
Thickness - **6mm**

Scan for
360° Virtual





LAURENT SLATE

Size - 120x278cm
Surface - High Gloss
Thickness - 6mm

IMPERO
COLLECTION

LAURENT SLATE

Size - 120x278cm
Surface - High Gloss
Thickness - 6mm



LAURENT SLATE



120x
278cm
48"x110"

Random - 2
Surface - **High Gloss**
Thickness - **6mm**



DESIGN STUDIO

PIETRA ROMA

Size - 120x278cm
Surface - High Gloss
Thickness - 6mm



PIETRA ROMA

Size - 120x278cm
Surface - High Gloss
Thickness - 6mm

IMPERO
 COLLECTION

PIETRA ROMA



120x
 278cm
 48"x110"

Random - 3
 Surface - **High Gloss**
 Thickness - **6mm**





AFYON SLATE

Size - 120x278cm

Surface - High Gloss

Thickness - 6mm

AFYON SLATE

Size - 120x278cm
Surface - High Gloss
Thickness - 6mm



AFYON SLATE



120x
278cm
48"x110"

Random - 4
Surface - **High Gloss**
Thickness - **6mm**

Scan for
360° Virtual



AGATE

Size - 120x278cm

Surface - High Gloss

Thickness - 6mm





AGATE

Size - 120x278cm
Surface - High Gloss
Thickness - 6mm

IMPERO
COLLECTION

AGATE



120x
278cm
48"x110"

Surface - **High Gloss**
Thickness - **6mm**

Scan for
360° Virtual





MINTANIC WAVE


Size - 120x278cm
Surface - High Gloss
Thickness - 6mm

MINTANIC WAVE

Size - 120x278cm
Surface - High Gloss
Thickness - 6mm



MINTANIC WAVE



120x
278cm
48"x110"

Random - 4
Surface - **High Gloss**
Thickness - **6mm**





PEARL PANDA

Size - 120x278cm
Surface - High Gloss
Thickness - 6mm



PEARL PANDA

Size - 120x278cm
Surface - High Gloss
Thickness - 6mm

IMPERO
COLLECTION

PEARL PANDA



Random - 3
Surface - **High Gloss**
Thickness - **6mm**





BLACK BAMBOO

Size - 120x278cm
Surface - High Gloss
Thickness - 6mm

IMPERO
COLLECTION

BLACK BAMBOO

Size - 120x278cm
Surface - High Gloss
Thickness - 6mm



BLACK BAMBOO



120x
278cm
48"x110"

Random - 3
Surface - **High Gloss**
Thickness - **6mm**





BLACK ANTIQUE

Size - 120x278cm
Surface - High Gloss
Thickness - 6mm



BLACK ANTIQUE

Size - 120x278cm
Surface - High Gloss
Thickness - 6mm

IMPERO
COLLECTION

BLACK ANTIQUE



Random - 2
Surface - **High Gloss**
Thickness - **6mm**





MARQUINA NIGHT

Size - 120x278cm
Surface - High Gloss
Thickness - 6mm


IMPERO
COLLECTION

MARQUINA NIGHT

Size - 120x278cm
Surface - High Gloss
Thickness - 6mm



MARQUINA NIGHT



120x
278cm
48"x110"

Random - 3
Surface - **High Gloss**
Thickness - **6mm**

Scan for
360° Virtual



Size - 120x278cm
Surface - High Gloss
Thickness - 6mm





LAURENT MOCHA

Size - 120x278cm
Surface - High Gloss
Thickness - 6mm

IMPERO
 COLLECTION

LAURENT MOCHA



120x
 278cm
 48"x110"

Random - 2
 Surface - **High Gloss**
 Thickness - **6mm**



TECHNICAL DETAIL IMPERO COLLECTION

CHARACTERISTIC	STANDARD AS PER ISO13006:2018/EN14411 Gr.B1a	STANDARD AS PER IS 15622:2017 Gr.B1a	METHOD OF TESTING	MEAN VALUE OF SIMPOLO
Regulatory Properties				
Deviation in Length and Width	±0.30 % (±1.00 mm)	±0.10 %	ISO 10545-2/IS 13630-1	± 0.10 %
Deviation in Thickness	±5.0 % (± 0.50 mm)	±5.0 %	ISO 10545-2/IS 13630-1	± 5.0 %
Straightness in Side	±0.30 % (± 0.80 mm)	±0.10 %	ISO 10545-2/IS 13630-1	± 0.10 %
Rectangularity	±0.30 % (±1.50 mm)	±0.10%	ISO 10545-2/IS 13630-1	± 0.10 %
Surface Flatness Central Curvature	±0.40 % (± 1.80 mm)	±0.50 %	ISO 10545-2/IS 13630-1	± 0.20 %
Surface Flatness Edge Curvature	±0.40 % (± 1.80 mm)	±0.50 %	ISO 10545-2/IS 13630-1	± 0.20 %
Surface Flatness Warpage	±0.40 % (± 1.80 mm)	±0.50 %	ISO 10545-2/IS 13630-1	± 0.10 %
Surface Quality	>95% defects free	>95% defects free	ISO 10545-2/IS 13630-1	>95% defects free
Small Color Difference (For Plain Colour)	ΔE <1.00	N.A.	ISO 10545-16	ΔE <0.80
Glossiness (Polished)	As per Manufacturer	As per Manufacturer	Gloss Meter 60°	≥ 90
Glossiness (Matt/Posh)	As per Manufacturer	As per Manufacturer	Gloss Meter 60°	7 ≤ Gloss Value ≤14
Structural Properties				
Water Absorption	≤0.50 %	≤0.080 %	ISO 10545-3/IS 13630-2	≤0.080 %
Bulk Density	As per Manufacturer	Min 2.20 g/cc	ISO 10545-3/IS 13630-2	> 2.28 gm/cc
Massive Mechanical Properties				
Modulus of Rupture	Min. 35.0 N/mm ²	Min. 35.0 N/mm ²	ISO 10545-4/IS 13630-6	Min. 37.0 N/mm ²
Breaking Strength Thickness ≥7.5 mm	Min 1300.0 N	Min 1300.0 N	ISO 10545-4/IS 13630-6	Min 1500.0 N
Breaking Strength Thickness <7.5 mm	Min 700.0 N	Min 700.0 N	ISO 10545-4/IS 13630-6	Min 1000.0 N
Surface Mechanical Properties				
MOH'S Hardness #	As per Manufacturer	Min. 5	BS EN 15771/IS 13630-13	Polished Min 4**/Satin,Posh & Matt,CRV Min 6
Surface Abrasion Resistance #	As per Manufacturer	Min. Class II	ISO 10545-7/IS 13630-11	Polished Min II**/Satin,Posh & Matt,CRV Min III
Thermal Hygrometric Properties				
Moisture Expansion	Max 0.06% (0.6 mm/m)	Max 0.02 mm/m	ISO 10545-10/IS 13630-3	Max 0.02 mm/m
Thermal Expansion(COE) at 100°C	As per Manufacturer	Max. 6.0 x 10 ⁻⁶	ISO 10545-8/IS 13630-4	Max. 6.0 x 10 ⁻⁶
Thermal Shock Resistance	Min 10 Cycle	Min 10 Cycle	ISO 10545-9/IS 13630-5	Min 10 Cycle
Impact Resistance(COR) #	Min. 0.55	Min 0.55	ISO 10545-5/IS 13630-14	Min 0.55
Frost Resistance	As per Manufacturer	As per Manufacturer	ISO 10545-12/IS 13630-10	Frost Proof
Crazing Resistance at 7.5 bar	4 Cycle	4 Cycle	ISO 10545-11/IS 13630-9	6 Cycle
Chemical Properties				
Resistance to Staining Glazed	Min. Class 3	Min Class 1	ISO 10545-14/IS 13630-8	Min. Class 4/Min. Class 1
Resistance to Household Chemicals & Swimming Pool Salts Glazed	Min Class GB	Min Class AA	ISO 10545-13/IS 13630-8	Min Class GB/Min Class AA
Resistance to Low Concentrate Acid and Alkalis Glazed	As per Manufacturer	As per Manufacturer	ISO-10545-13/IS 13630-8	Min Class GLB***/ Min Class A***
Resistance to High Concentrate Acid and Alkalis Glazed	As per Manufacturer	As per Manufacturer	ISO-10545-13/IS 13630-7	Min Class GHB***/ Min Class A***
Safety Properties				
Skid Resistance -(DCOF-WET PENDULUM) ##	As per Manufacturer	As per Manufacturer	BS 7976-2	Glossy ≥P0, Satin, Posh ≥P1 Matt/CRV ≥P2
Lead and Cadmium release	As per Manufacturer	N.A.		Does not yield Pb & Cd

* Whichever is Lower
 *** Except Hydrofluoric Acid & it's compound
 # Tiles Intended for use on floor
 ## For Floor tiles,as per customer requirement

PACKING DETAIL

PRODUCT	SIZE	ACTULE SIZE	THICKNESS	TILES / BOX	COVERAGE AREA / BOX
Impero Collection	120x278cm	1200x2780mm	6mm	1 pcs	3.34 m ² 35.90 ft ²

For highly aggressive cleaning caused by some common food and substances follow the table below.

TYPE OF STAIN	CHEMICAL PRODUCT	EXAMPLE
Grease	Alkaline - Solvent	Detergent
Oil	Solvent	Ammonia, Backing Soda
Ink	Oxidant - Solvent	Alcohol, Liquid Bleach, Nail Paint Remover
Rust	Acid	Hydrochloric Acid, Vinegar, Red Harpic
Lime	Acid	Descaling Reagent, Hydro Chloric Acid
Cement	Acid	Hydro Chloric Acid
Wine	Alkaline	Ammonia, Liquid Bleach
Coffee	Alkaline - Solvent	Ammonia, Liquid Bleach
Rubber	Solvent	Alcohol, Thinner
Plaster	Acid	Hydro Chloric Acid
Candle Wax	Solvent	Alcohol, Thinner
Iodine	Oxidant	Liquid Bleach
Blood	Oxidant	Liquid Bleach
Ice Cream	Alkaline	Liquid Bleach

Note: It is recommended that any kind of stain needs to get clean immediately / as soon as possible.

INSTALLATION SUGGESTIONS



Traditional Floor Laying

Laying SIMPOLO SCS requires similar laying conditions to those required for traditional formats. Requires the adhesive to be applied both on the setting bed and on the back of the tile.

SIMPOLO Tiles for flooring require the following conditions:

- A flat surface;
- Clean and free from dust, scraps and any lumps of cement;
- The setting bed must be uniform and have already undergone the drying shrinkage process;
- Repair of any cracks;
- Any uneven parts on the surface must be filled with suitable levelling compounds.

INSTRUMENTS REQUIRED

- Cement-based powder adhesive for full spread
- 3x3mm square toothed trowel and 15mm round toothed trowel;
- Frame with suction cups for handling or double suction cups;
- Non-bounce plastic mallet 170x370mm;
- Levelling system: base clip + wedge + pliers.

Processing stages

BONDING TO THE FLOOR

- 1) Ensure that the surface to be covered is solid, flat and free from dust and oil/grease.
- 2) Use the adhesives described above mixed according to the specifications indicated in the technical data sheet of the chosen adhesive.
- 3) Spread the adhesive onto the surface to be covered with a 15mm round toothed trowel across an area of 5/10 cm more than the dimensions of the Tile.
- 4) With the tile in a vertical position on the handling frame, spread the adhesive onto the back of the slab with a 3x3mm square toothed trowel.
- 5) Using the frame with suction cups, bring the tile into a horizontal position and lay it.
- 6) To guarantee uniform bonding of the slab, the special 170x370mm non-bounce plastic mallet must be used, tapping from the middle towards the edges so as to remove any air pockets between the back of the tile, the adhesive and the surface to be tiled.
- 7) Using the levelling system.

LEVELLING SYSTEM

The levelling system aims to guarantee perfectly levelled floors simply and quickly, eliminating any unevenness between the tiles. The levelling system is strongly recommended for laying SIMPOLO Tiles.

Instruments required

- Base clip;
- Wedge;
- Adjustable pliers for installing floors/wall tiles.

Application of the levelling system

Positioning the base clip:

- a) After spreading the adhesive, insert the base clip below the SIMPOLO tile on the 4 sides.
- b) Depending on the format of the tile, position one or more supports for each side of the tile.
- c) Position the tile.

Inserting the wedge:

- a) Insert the wedge in the slot of the support, taking care not to exceed the breaking point.
- b) To make inserting the wedge easier, it is recommended to use the adjustable pliers.

Removing the support:

- a) Once the adhesive has dried, the protruding part of the support can be separated from the base clip by tapping with your foot in line with the joint.

GENERAL ADVICE FOR GROUTING

Pay attention while choosing joint sealants: check the technical sheets, choose them shade matched and follow carefully the recommended cleaning times, as many new generation coloured sealants contain pigments and additives that can be very strong. For polished/glossy surfaces do not use epoxy grouts or synthetic based flexible mortars (Flexfughe) and do not add additives/latexes to the grout, as they make the removal of residues with standard detergents very difficult. However, should you decide to use them, it is recommended to make a previous test off site

CLEANING AND MAINTENANCE

Introduction

All SIMPOLO materials are easy to clean and maintain. Regular cleaning highlights the aesthetic features of the material and gives the floor an exceptional shine.

Initial Cleaning

The initial cleaning done immediately after the flooring laid is of essential importance for removing all mortar, adhesives and epoxy residues that may be left in the joints. In this initial phase, we recommend that you use an acid product such as DETERDEK, in a 1:5 concentration. Rub

energetically to obtain the maximum cleaning. After washing the floor, which is just as important, rinse thoroughly with plenty of water to remove all traces of the detergent used. These steps are recommended for all SIMPOLO collections.

Maintenance And Care

Thanks to the characteristics of the production process (high firing temperature, raw materials of great quality, sinterizing process), the surface of SIMPOLO material is waterproof (the water absorption is minimum). Therefore the dirt cannot penetrate but it is necessary to remove it from the surface. For this procedure do not use detergents containing waxes or waxing products, in order to avoid the

forming of greasy layers; for choosing the most appropriate detergent refer to the following chapters. After the installation of floors, particularly of those made with polished materials, the surfaces should be adequately protected with particle board or other suitable materials in order to protect them from dirt and on-site processing. This prevents damage caused by subsequent processing.

General Recommendations

For commercial and heavily used surface areas such as airports, hospitals, supermarkets, and any public spaces with heavy foot traffic which are thus subject to considerable soiling, it is necessary to use automatic cleaning machines with suction of the washing liquids.

This allows not only deep cleaning, but also the continuous removal of liquids containing substances that cause soiling, thus preventing the formation of films which are very difficult to remove. Any detergent on the market can be used in the desired concentration for cleaning the high

technology sinterized SIMPOLO products, with the exception of HYDROFLUORIC acid (HF) or its compounds, according to UNI-EN 176 standards. In order to keep costs limited and speed up maintenance operations, the concentration of the detergent must always be as low as possible. For raised floors we suggest to choose bright or polished surfaces in large sizes: these materials can be dry cleaned or with the minimum use of liquids. After the floor is laid it is necessary to make a very accurate initial cleaning with proper products.

Matt Materials

For these materials, after completing the steps described in the section "Initial Cleaning", you only need to clean the floor with hot water containing small quantities of an alkaline detergent such as FILA CLEANER in a concentration 1:200. On these types of surface it is not

advisable to apply a waterproofing product: the absence of porosity causes the waterproofing agent to deposit on the surface in an uneven way and to have unpleasant aesthetic effects.

NASHIK

THE CERAMIC STUDIO
Shop No.18, Business Bay,
Shrihari Kute Marg, Tidke Colony,
Mumbai Naka, Nashik - 422 002.
Mob.: +91 88477 88888

NEW DELHI

TECHNO STONE
Khasra No. 12, Fatehpur Beri,
Chattarpur Mandir Road,
Opp. Narayani Devi Charitable Dispnsary &
Canara Bank, New Delhi - 110 074.
Tele.: +91 11 65456660

PANCHKULA

CITY MARBLES
Plot No. 126, Industrial Area Phase-1,
Panchkula - 134 109.
Mob.: +91 94171 71835

PATNA

SURAJ GRANITE
New Bypass Road,
Near Beur More Anishabad, Patna.
Mob.: +91 93869 04999,
96084 13622, 90656 10244

PUNE

STONE CAPITAL BY BHIKSHU GRANMART LLP
Mula Road, Khadki, Pune,
Maharashtra - 411 003.
Mob.: +91 96076 30707

RATIA

GROVER MARBLE STORE
Fatehabad Road, Ratia
Haryana - 125 051.
Mob.: +91 98961 54268, 94663 34504

ROHTAK

GOEL SANITARY AND HARDWARE HOUSE
Kath Mandi, Jhajjar Road,
Rohtak (Haryana).
Mob.: +91 92543 59864, +91 85277 21721

SATNA

MAHALAXMI TILES
Near Khermai Mandir Ayoushman,
Hospital Road, Dist. Satna, Pin. 485 001.
Mob : +91 94247 62988

SILIGURI

S.S. SANITATION
Mittal Square, 2nd Floor,
Opp. Anandaloke Nursing Home,
Sevoke Road, Siliguri - 734 001 (W.B)
Mob.: +91 94340 27755

SOLAPUR

TBK KRISHNA TILE BATH KITCHEN PVT. LTD.
Railway lines, CS No. 8397 / 7A / 2B1,
145/3B, Old Employment Chowk,
Solapur - 413 007, Maharashtra.
Mob.: +91 94235 89779

SURAT

SIMPOLO GALLERY
105-106, 1st Floor, Sapphire Business Hub,
Opp. Green Arcade, Madhuvan Circle
To Green City Road, L.P. Savani Road,
Pal. Adajan, Surat - 395 009.
Mob.: +91 99796 18009,

NEEMUCH (MP)

CAPTAIN TILES CENTER
425, Scheme No. 36 - A, Opp. Collector Office,
Meemuch, Madhyapradesh.
Mob.: +91 98930 60635

NEW DELHI

TECHNOSTONE
D - 12, Rajouri Garden,
Main Ring Road, New Delhi - 110 027.
Mob.: +91 98104 24718

PANIPAT (HARYANA)

SHREE GOPAL MARBLE AND GRANITE
Marble Market, Ugra Kheri, Sanoli Road,
Panipat - 132 103, Haryana.
Mob.: +91 98964 15757

PUNE

SRI PARAM MARKETING
Vasant Vastu, Ground Floor,
Near Saubhagya Mangal Karyalay,
Near City International School,
Maharshi Nagar, Pune - 37.
Mob.: +91 90280 11200 / 300

PUNE (CHINCHWAD)

SHREE CHAMUNDA STONES
S. No 19, Park, 1+2, Aakashganga Rd,
Near. Jagtap Dairy, Kshilji Colony,
Jagtap Dairy, Kalewadi,
Pimpri - Chinchwad, Maharashtra - 411 017.
Mob.: +91 98811 18882

REWA

SANJAY TILES HOUSE
Opp. New Bus Stand,
Near Uppal, Motors, NH-7,
Rewa - 123 401, Madhya Pradesh
Mob.: +91 98270 76504

SAHARANPUR

WADHWA MARBLE & GRANITE TRADING CO.
292, ITC Road, Near Hasanpur Chungi
Saharanpur - 247 001.
Mob.: +91 94121 031502

SHIRUR

SHRIRAM TILES
Near Vighnharta Hospital, Baburaanagar,
Pune - Nagar Bypass, Shirur Pune- 412 210.
Mob.: +91 98501 14721, 79725 62716

SILIGURI

SIMPOLO SHOPEE
Kiassy Stones Besides Tradium
Eastern By Pass - Siliguri
Mob.: +91 94340 81818, 97333 76666

SONIPAT

M.K. MARBLE IND
Rathdahana Road, ITI Chowk
Sonipat - 131 001.
Mob.: +91 9991902031/9416012185

TASGAON

AJANTHA TRADING COMPANY
Sangli Road, Opp. Datta Mandir,
Tasgaon, Dis - Sangli (Mh) 416 312.
Mob.: +91 7756043700, 9069983700

NEPAL

JJ MARBLE HOUSE
G.P.O Box No. 56, 14/389, Tokha Road,
Kathmandu, Nepal.
Tele.: +91 77 14381218

NOIDA (SEC-9)

BUILD MART
B-37, Ground Floor, Build Mart,
Sector-9, Noida
Mob.: +91 94160 60401

PATIALA

SAIOM SANITARYWARES
C-11 Ind.Area ,Focal Point
Patiala Pin: 147 003.
Mob.: +91 98885 80000

PUNE

RANGOLI CERA TILES
Sr.no.40/1 Marble Market,
Pune - Mumbai By Pass,
Opp. Tata Motor Showroom
Ambegaon (K) Pune - 411 046, Maharashtra
Mob.: +91 98817 99799, 98223 72299

RAIPUR

UNIVERSAL PLUS
Near Kamal Vihar Gate,
New Dhamtari Road, Raipur - 492 001 (C.G)
Mob.: +91 98261 08200

REWARI

AMBICA BATH & STYLE
Dhaliaki Road, Old Harinagar Bypass
Rewari - 123401 (HR)
Mob.: +91 99920 80807

SANGLI

VARDHMAN ENTERPRISE
213, Sangli Kolhapur Road,
Opp. Hyundai Showroom, Sangli - Ankali.
Tele.: +91 233 2422022 / 20
Mob.: +91 90110 93588, 89830 93588

SHRIGONDA

SANKALP TRADERS
Mandavgan Road,
Shrigonda, Maharashtra - 413 701.
Mob.: +91 94202 07676

SIRSA

DEEPAK MARBLES
Suratgari Bazar, Sirsa,
Mob.: +91 98961 00032

SRI GANGANAGAR

SHREE DECOR
Ground Floor, Gupta Complex,
Sukhadiya Cir. Near Bharti Convent School,
Nagpal Colony, Sri Ganganagar,
Rajasthan - 335 001.
Mob.: +91 94140 94130, 94138 82130

THRISSUR

CITY CERAMICS
Alhara Junction, Chiyayaram,
Thrissur, Kerala - 680 026.
Mob.: 98465 05800

TIRUPUR

NANDHI PIPES
No.39, Vignesh Nagar, Kaikattipudur,
Tirupur Main Road, Avinashi - 641 654.
Tele.: +91 4296 275740
Mob.: +91 94432 83885

TRIVANDRUM

TARA SANITARY WARES AND TILES
Goodwill Tower, Pattom Plamoody Road,
Pattom, Trivandrum, Kerala - 695 004.
Mob.: +91 94470 55212

VYARA

RAJASTHAN MARBLE
Surat Dhule Road, Near Rhytham
Hospital Vyara - 394 650.
Mob.: +91 94268 76958

TIRUPUR

KAILAS TRADERS
4/193(1), Bharathi Nagar,
Veerapapandi (po), Palladam Road,
Tirupur - 641 605.
Mob.: +91 98941 34340

UNA

AGGARWAL HOME SOLUTIONS
Village Bharolian Khurd Opp. P.M.R. Hotel,
Nangal Road, Una - 174 303.
Mob.: +91 98053 01111

WARANGAL

SRI TEJA TILES
Opp. Mg Moters, Hunter Road, Hanmakonda.
Warangal, Telangana - 506 002.
Mob.: +91 94944 23740

TRICHY

AVTHAR CERAMICS
No.1, New Chilan Nagar,
Trichy To Chennai Bye Pass Road, Trichy - 2.
Mob.: +91 75400 00186

VIRAR

INFINITI CERAMICA PRIVATE LIMITED
210-211, 2nd Floor, Kingston Court,
Old Viva College Road, Virar West - 401 303.
Mob.: +91 93204 07010

Simpolo Vitrified Private Limited

Old Ghuntu Road, MORBI - 363 642. Gujarat, INDIA
Tele.: +91 2822 241622, E-mail: customercare@simpolo.net

MUMBAI

Simpolo Gallery, Unit No.: 203, 2nd Floor, Morya Land Mark 2, Link Road, Andheri (W), Mumbai - 400 053.
Tele.: +91 22 40167131, E-mail: mumbai@simpolo.net

AHMEDABAD

First Floor, 103, Sumel - 2, Near Gurudwara, S. G. Highway, Bodakdev, Ahmedabad - 380 054.
Tele.: +91 79 400 37222, +91 79 400 52220, E-mail: ahmedabad@simpolo.net

DELHI

H-139, First Floor, Sector-63, Noida - 201 301, Uttar Pradesh.
Mob.: +91 93103 90046, E-mail: delhi@simpolo.net

COCHIN

33/2380 A-A1 NH Bypass, Vysali Bus Stop, Chakkaraparambu, Cochin - 682 032.
Mob.: +91 93493 39938, Fax: +91 4844 037118, E-mail: cochin@simpolo.net

KOLKATA

5th Floor, DD-27, Salt Lake City, Sector 1, Near Salt Lake City Center, Kolkata - 700 064. (W.B.)
Mob.: +91 90733 53728, E-mail: kolkata@simpolo.net

CHENNAI

Prashant Gold Tower, 5th Floor, 39-North Usman Road, T'Nagar, Chennai - 600 017, Tamilnadu.
Mob.: +91 74348 51080, E-mail: chennai@simpolo.net

LUCKNOW

Aditya Tower, 1st Floor, CP-8 Vijyant Khand, Gomati Nagar, Lucknow - 226 010.
Mob.: +91 97252 79749, E-mail: lucknow@simpolo.net